

Product information

mzr-6305 · High performance pump series



Description

The micro annular gear pump mzr-6305 covers the flow rate range 0.024-144 ml/min. To the main assets of the device belong high precision, low pulsation, low volume dosage even of non-lubricating liquids or at high pressures, compact design and an integrated microcontroller. The pump allows dosage in a broad viscosity range and shows small, economic dimensions. The mzr-6305 targets applications in industrial production and process technology. The pump has been designed for continuous delivery and discrete dosage of water, watery solutions, solvents, methanol, oil, lubricants, adhesives, inks and paints as well as other high viscosity liquids.

Advantages

- High dosage precision precision CV < 1 % at low volumes
- High differential pressures achievable even for low viscosity liquids
- Compact dimensions length 156 mm, including controller
- Broad viscosity range methanol, water, solvents, adhesives, grease, gel
- Low pulsation delivery, low shear stress rotary micro annular gear technology
- Long service life wear-resistant tungsten carbide
- Precision motor and sophisticated control DC-servomotor with integrated microcontroller

Applications

- Industrial and plant engineering
- Packaging
- Medical and pharmaceutical industry
- Spray technology
- Dispensing of adhesives
- Ink and paint dosage
- Vacuum applications
- Mini plant technology
- Chemical processing

Technical data

Flow rate	0.024 - 144 ml/min
Smallest dosage volume	15 µl
Displacement volume	24 µl
Differential pressure range	0 – 40 bar (580 psi)
Maximum inlet pressure	5 bar (73 psi)
Liquid temperature range	-5 ... +60 °C (-20 ... +150 °C *) +23 ... +140 °F (-4 ... +302 °F *)
Viscosity range	0.3 - 25,000 mPas
Precision CV	< 1% (Coefficient of variation CV)
Velocity range	1 - 6,000 rpm
Fluid connection	1/8" NPT internal thread, lateral optional: 1/8" NPT internal thread, frontal
Wetted parts	stainless steel 316L (1.4404, 1.4435), tungsten carbide Ni-based; shaft seal: graphite-reinforced PTFE, stainless steel 316; static seals: FPM, optional: EPDM, FFPM
Motor	DC-servomotor 24 V DC, 44 W
Controller	integrated 16-bit microcontroller
Interface	0–10 V, RS-232, 1 digital input/output
Dimensions (L x W x H)	156 x 50 x 69 mm
Weight	approx. 1080 g
Remarks	* depending on accessories, Customized solutions on request.

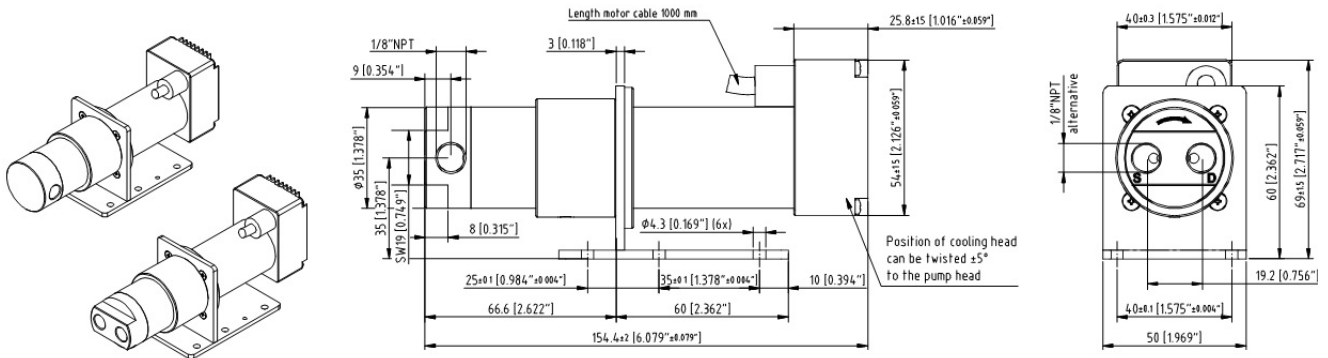
Notice

Even if single parameters are within the indicated performance range of technical data, certain parameter combinations may not be achievable. Single parameters may exceed their indicated performance range under adequate circumstances. For detailed evaluation please contact HNP Mikrosysteme. Actual performance may vary. Specifications are subject to change without notice. This document is subject to change without notice.

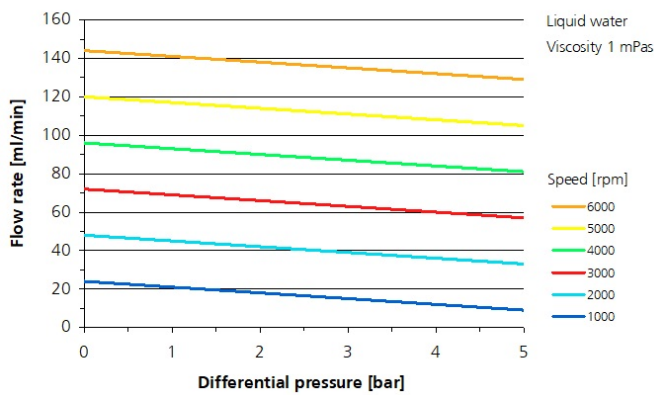
Accessories

- Reduction gear
- Reservoir Plastic
- Double shell heating module
- Terminal box S-G05
- Heat insulation module
- Electrical heating module
- Flange connection HYG
- mZR-Touch Control

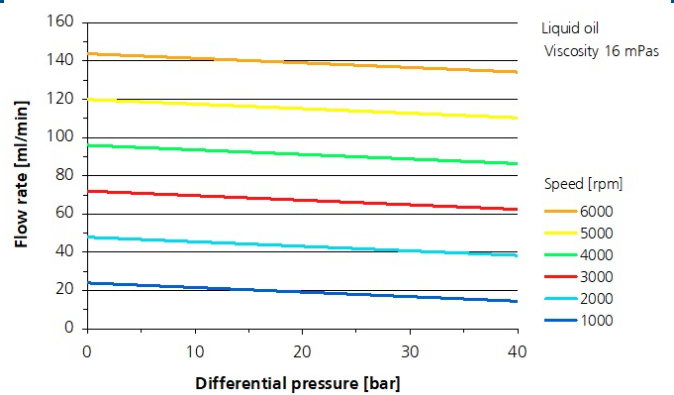
Dimensions



Liquid water



Liquid oil



Patents and trademarks

Our products are protected by the following national and international patents: DE 10 2018 129 631.2 B3; EP 3 884 162; CN 113 302 399 B; DE 10 2018 129 633.9 B3; EP 3 884 160; CN 113 272 553 B; DE 10 2018 129 634.7 B3; EP 3 884 527; DE 10 2018 129 635.5 B3; EP 3 762 165; DE 10146 793.1; EP 1 354 135 B1; US 7,698,818 B2; DE 10 2011 051 486 B4; EP 2 726 740 B1; US 9,404,492 B2; CN 103 732 921B; EP 2 640 977 B1; US 10,012,220 B2; CN 103 348 141 B; HK 1 185 648 B.

HNP M®, mzi®, MoDoS®, µ-Clamp®, µDispense®, LiquiDoS®, smartDoS®, colorDoS®, MSM®, TrueFlow®, are registered German trademarks of HNP Mikrosysteme GmbH.

Contact

HNP Mikrosysteme GmbH
 Bleicherufer 25
 19053 Schwerin
 Germany

T +49 385 52190-300
 F +49 385 52190-333
 sales@hnp-mikrosysteme.de

Last update 2026/02