

## Product information

### Filter series F-M10 · Filters



#### Description

Filters are used in fluidic systems to protect sensitive components from damage due to contamination and particles. For the safe operation of micro annular gear pumps and their precision-machined rotors, the use of a 10 µm meshed filter is recommended. With compact filter units made out of corrosion-resistant materials, with high filtration performance and different mesh sizes, HNP Mikrosysteme offers suitable filter solutions for all of its pump series.

The filter series F-M10 is available in two different configurations. The »inlet filter«, without an external housing, is directly immersed in the liquid. The »inline filter« is designed to be installed downstream in the feed line, i.e. directly before the pump. To avoid sedimentation and cross-contamination the filter has a very small dead volume and is manufactured with a smooth surface (Ra 0.8).

#### Advantages

- Corrosion-resistant materials: stainless steel 316L or alloy C22 and FPM, FFPM or EPDM
- Metal filter elements: without solder or adhesives
- High filtration performance and very small size: optimized filter element for a low pressure drop even at higher flow rates and viscosities
- Very compact: installation space reduced to a minimum
- User-friendly and economical: filter elements can be cleaned or replaced

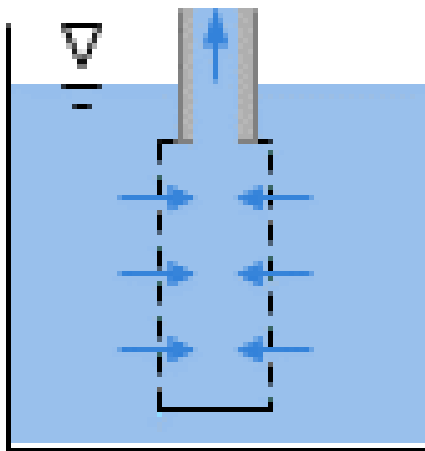
## Technical data

|                             |  |
|-----------------------------|--|
| Type                        | Inlet filter<br>Inline filter (straight)   |
| Liquid temperature range    | Inlet filter: -200 ... +275 °C [-328 ... +527 °F]<br>Inline filter: -10 ... +140 °C (-50 ... +150 °C) *<br>[+14 ... +284 °F (-58 ... +302 °F)] * |
| Differential pressure range | Inlet filter: -<br>Inline filter: max. 5 bar [72.5 psi]  |
| Operating pressure          | Inlet filter: -<br>Inline filter: max. 200 bar [2900 psi] **   |
| Seal materials              | Inlet filter: -<br>Inline filter: FPM, FFPM, EPDM  |
| Materials                   | stainless steel 316L; optional: alloy C22  |
| Internal volume             | Inlet filter: -<br>Inline filter: 0.3 ml [0.02 in <sup>3</sup> ]   |
| Dimensions (Ø x H)          | Inlet filter: Ø 6.5 x 21.5 mm [Ø 0.256 x 0.847 in]<br>Inline filter: Ø 14 x 34 mm [Ø 0.551 x 1.339 in]   |
| Fluid connection            | Inlet filter: slip fitting Ø 2 mm for tubing ID 1/16"<br>Inline filter: 1/4" - 28 UNF internal thread  |
| Filter fineness             | 10 µm  |
| Filter area                 | 1.3 cm <sup>2</sup> [0.2 in <sup>2</sup> ]   |
| Weight                      | Inlet filter: 2 g [0.07 oz]<br>Inline filter: approx. 32 g [1.13 oz]   |
| Remarks                     | *depending on seal material<br>** depending on operating temperature   |

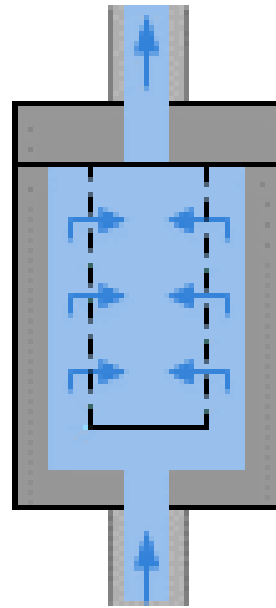
### Notice

Even if single parameters are within the indicated performance range of technical data, certain parameter combinations may not be achievable. Single parameters may exceed their indicated performance range under adequate circumstances. For detailed evaluation please contact HNP Mikrosysteme. Actual performance may vary. Specifications are subject to change without notice. This document is subject to change without notice.

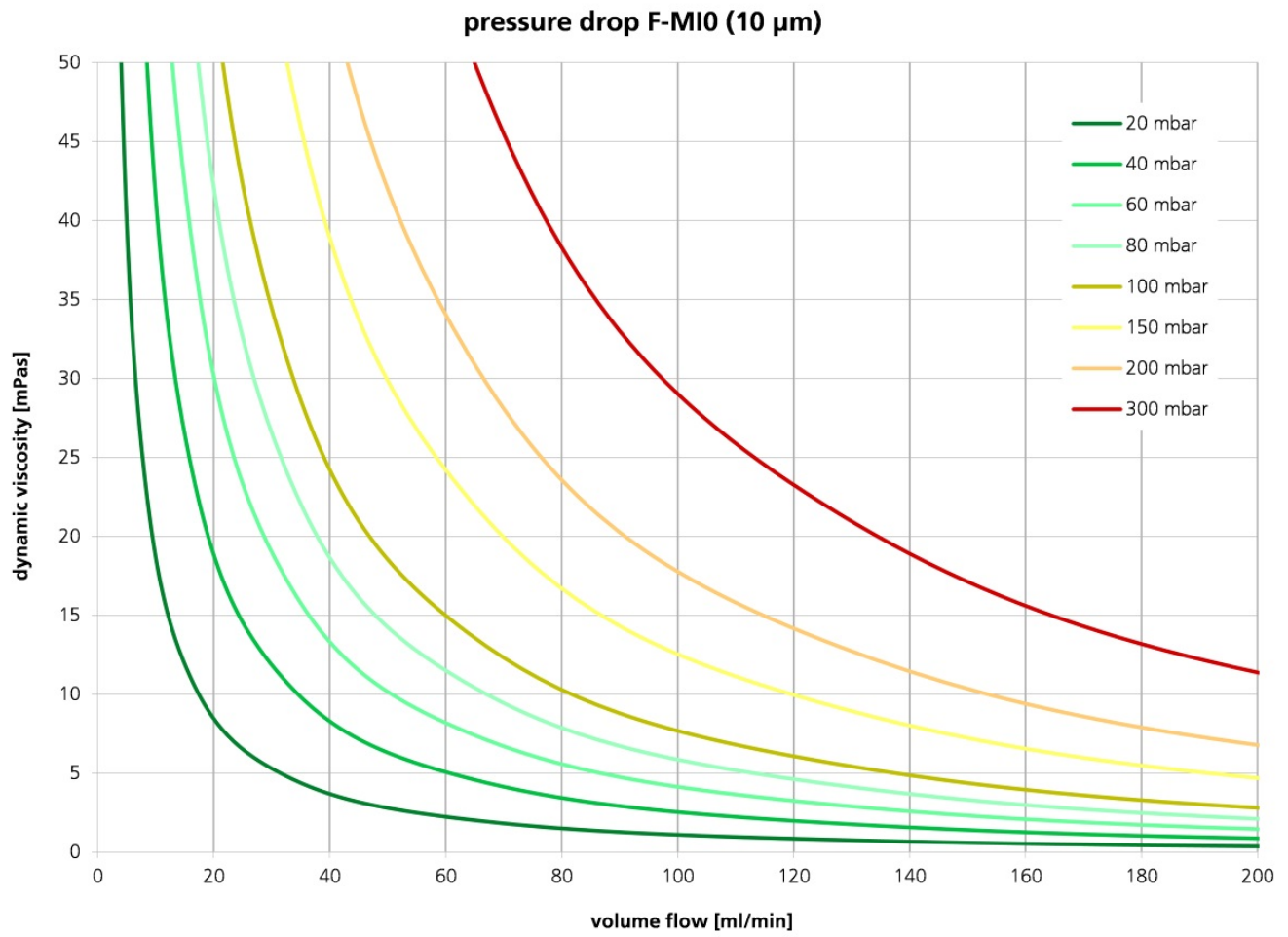
## Inlet filter



## Inline filter F-M10 (straight)



Characteristics

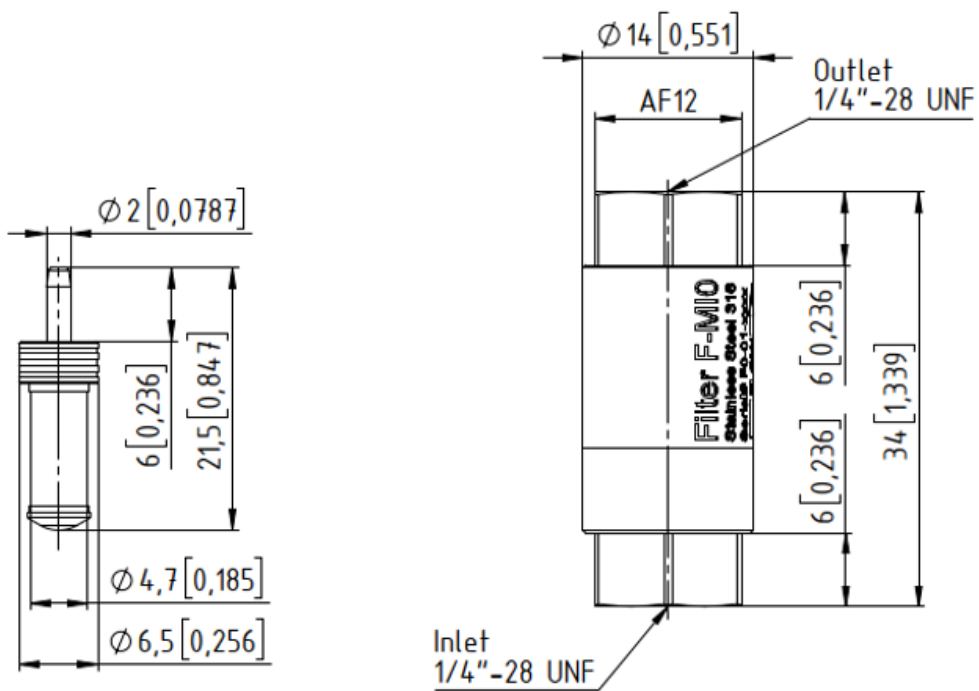


## Dimensions

Inlet filter  
F-MIO



Inline filter  
F-MIO



Dimensions are millimeters next to [inches]

## Patents and trademarks

Our products are protected by the following national and international patents: DE 10 2018 129 631.2 B3; EP 3 884 162; CN 113 302 399 B; DE 10 2018 129 633.9 B3; EP 3 884 160; CN 113 272 553 B; DE 10 2018 129 634.7 B3; EP 3 884 527; DE 10 2018 129 635.5 B3; EP 3 762 165; DE 10146 793.1; EP 1 354 135 B1; US 7,698,818 B2; DE 10 2011 051 486 B4; EP 2 726 740 B1; US 9,404,492 B2; CN 103 732 921B; EP 2 640 977 B1; US 10,012,220 B2; CN 103 348 141 B; HK 1 185 648 B.

HNP<sup>®</sup>, mzi<sup>®</sup>, MoDoS<sup>®</sup>,  $\mu$ -Clamp<sup>®</sup>,  $\mu$ Dispense<sup>®</sup>, LiquiDoS<sup>®</sup>, smartDoS<sup>®</sup>, colorDoS<sup>®</sup>, MSM<sup>®</sup>, TrueFlow<sup>®</sup>, dynaMix<sup>®</sup>, are registered German trademarks of HNP Mikrosysteme GmbH.

## Contact

HNP Mikrosysteme GmbH  
Bleicherufer 25  
19053 Schwerin  
Germany

T +49 385 52190-300  
F +49 385 52190-333  
sales@hnp-mikrosysteme.de

Last update 2025/02