

Control module mzr[®]-Touch Control

Laboratory and industrial production



- **Compact housing**
aluminum die-cast, powder coated
- **Easy handling**
touch function, standardized plug, switch button
- **Display**
illuminated Touch Display
- **User friendly interfaces**
analog 0-10 V, digital input
- **Integrated Motion Controller** (type N only)
- **For DC-motors and BLDC-motors**
with integrated Faulhaber Motion Controller

The control module mzr-Touch Control provides users in the laboratory and production area with a simple yet versatile dosing unit for precise delivery and dosing in the low-flow range.

Applications

- Laboratory
- Assembly technology

The combined drive and control unit allows the operation of micro annular gear pumps with the aid of touch operation as well as an external analog interface (0-10 V). The high-quality die-cast

aluminum housing is powder coated and offers reliable protection of the operating and functional elements. The control module is supplied with 24 V DC via supplied power supply unit.

Technical data

Chassis	die-cast aluminum housing, powder coated
Operation	touch display
Display	different graphical user interfaces e.g. discrete dosage, continuous dosage, terminal
Version	Type N: connection LP/MO pump series Type H: connection HP/HI/MH pump series Type R: connection over RS-232 Interface
Serial interface (just Type R)	RS-232, SUB-D male, 9-pole
Pump connector (just Type H)	8-pole socked (DIN 45326)
Motion Controller (just Type N)	integrated 16-Bit Microcontroller
Power source	24 V DC, 3-pole socket
Analog Interface	0 – 10 V, 5-pole socket
Digital output	Open Collector, 24 V, 0.5 A
Power supply	Power adapter 100 – 240 V AC / 24 V DC/3 A
Protective class	IP 65
Dimensions (L x W x H)	147 x 141 x 37 mm
Weight	approx. 0.7 kg

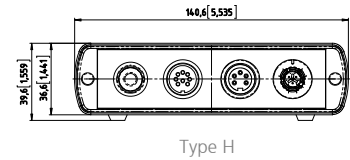
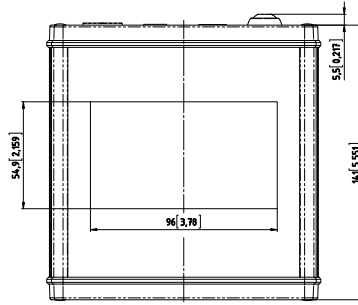
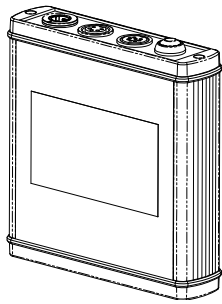
Contact

HNP Mikrosysteme GmbH
Bleicherufer 25 · D-19053 Schwerin

phone +49 385 52190-301
fax +49 385 52190-333

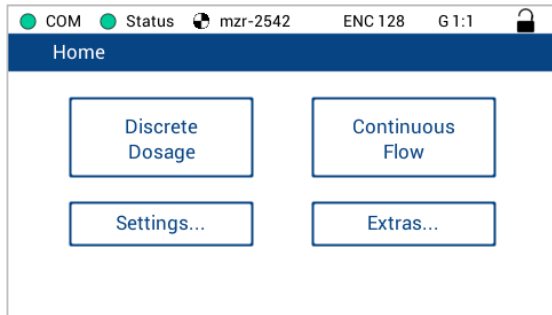
e-mail info@hnp-mikrosysteme.de
<http://www.hnp-mikrosysteme.de>

Dimensions

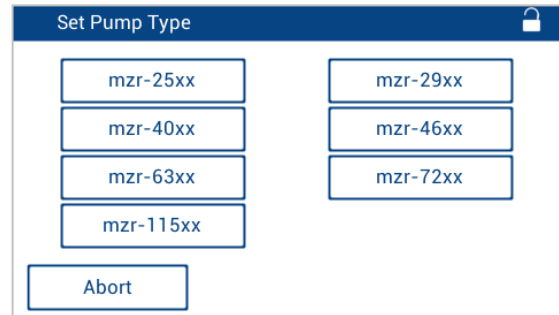


Subject to technical changes.

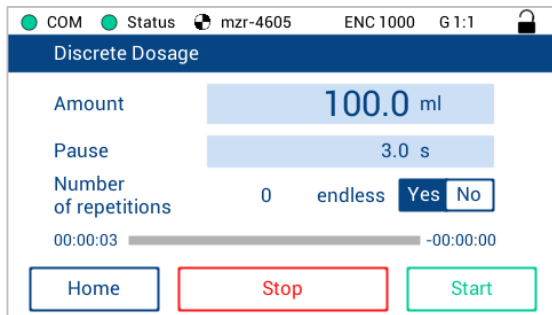
Graphical touch interface



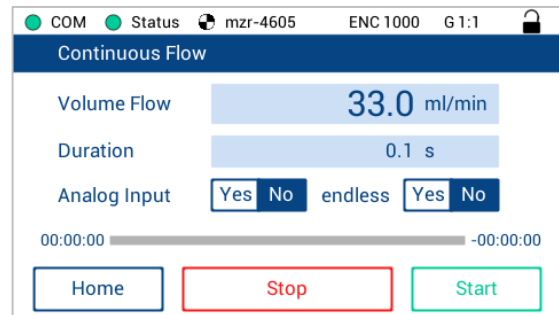
Main screen



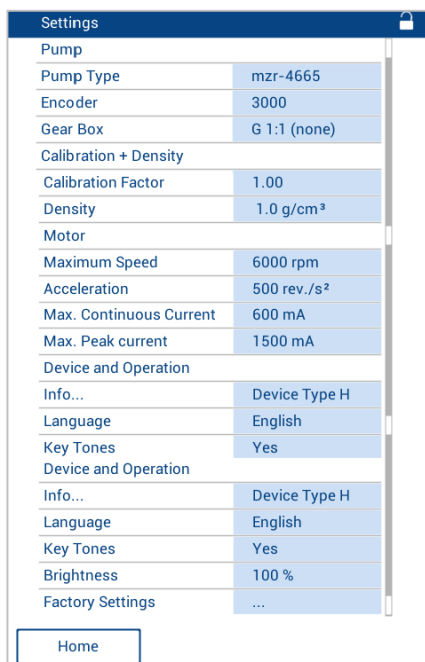
Pump selection



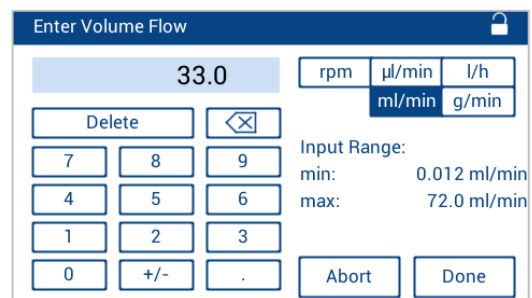
Graphical user interface for dosage



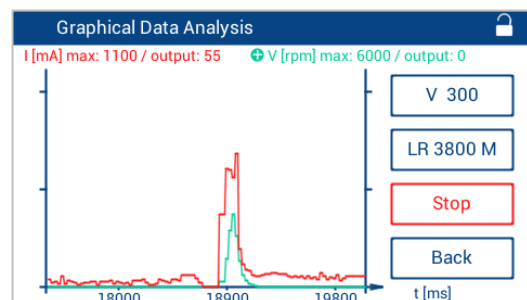
Graphical user interface for continuous flow



Menu settings (expanded view)



Input volume flow



Graphical data analysis

Product matrix

mzr-Touch Control	Pump series	Motion controller	mzr-pump types
Type N			
	LP	inside mzr-Touch Control	mzr-2521, mzr-2921, mzr-4622
	MO	inside mzr-Touch Control	mzr-2542, mzr-2942, mzr-7242
Type H			
	LP	integrated in drive	mzr-2521X1, mzr-2921X1, mzr-4622X1
	MO	integrated in drive	mzr-7245
	MH	integrated in drive	mzr-2965, mzr-4665, mzr-7265
	HP	integrated in drive	mzr-2505, mzr-2905, mzr-4005, mzr-4605, mzr-6305, mzr-7205
	HI	integrated in drive	mzr-6355, mzr-7255
Type R			
	LP	S-ND	mzr-2521, mzr-2921, mzr-4622
		S-G05	mzr-2521X1, mzr-2921X1, mzr-4622X1
	MO	S-ND	mzr-2542, mzr-2942, mzr-7242, mzr-7245
		S-G05	mzr-2542X1, mzr-2942X1
		S-BL	mzr-11548X1
	MH	S-G05	mzr-2965, mzr-4665, mzr-7265
	HP	S-G05	mzr-2505, mzr-2905, mzr-4005, mzr-4605, mzr-6305, mzr-7205
		S-BL	mzr-7208X1, mzr-11508X1
	HP-Ex	S-G05	mzr-2509X2 Ex, mzr-2909X2 Ex, mzr-4609X2 Ex, mzr-6309X2 Ex, mzr-7209X2 Ex
		S-HD-KL	mzr-2509 Ex, mzr-2909 Ex, mzr-4609 Ex, mzr-7209 Ex
	HI	S-G05	mzr-6355, mzr-7255
	HI-Ex	S-G05	mzr-6359X2 Ex, mzr-7259X2 Ex
		S-HD-KL	mzr-6359 Ex, mzr-7259 Ex

Abbreviations for pump series: LP = low pressure series – MO = modular pump series – MH = magnetic hermetic series – HP = High performance series – HI = hermetic inert pump series – HP-Ex = Explosion-proof version of the high performance series – HI-Ex = Explosion-proof version of the hermetic inert pump series

Item numbers

67 05 03 01	console drive module mzr-Touch Control Type N with internal Motion Controller, external power supply
67 05 03 02	console drive module mzr-Touch Control Type H, external power supply
67 05 03 03	console drive module mzr-Touch Control Type R, external power supply, null-modem cable

Possible accessories

<i>Holder system</i>	for mzr-Touch and pump assemblies
<i>Hand switch</i>	
<i>Foot switch</i>	
<i>Input pen</i>	
<i>Lab clamps</i>	

Micro annular gear pumps (and housings) are protected by assigned patents: EP 1115979 B1, US 6,520,757 B1, EP 852674 B1, US 6,179,596 B1, EP 1354135, US 7,698,818 B2. Patents pending DE 10 2011 001 041.6, PCT/IB2011/055108, EP 11 81 3388.3, US 13/884,088, CN 2011 8006 5051.7, HK 13 11 2934.9, DE 10 2011 051 486.4, PCT/EP2012/061514, EP 12 728264.8, US 9,404,492 B2, CN 2012 8003 8326.2. In the US, Europe and China additional patents are pending. mzr®, MoDoS®, µ-Clamp®, HNPM® are registered German trademarks of HNP Mikrosysteme GmbH.