


Product information

mzr-7208X1 · High performance pump series



Description

The micro annular gear pump mzr-7208X1 covers the flow rate range 0.048-288 ml/min. To the main assets of the device belong high precision, low pulsation, low volume dosage even of non-lubricating liquids or at high pressures. Driven by a high-power DC-servomotor the pump allows dosage in a broad viscosity range and shows small, economic dimensions. The mzr-7208X1 targets applications in industrial production and process technology. The pump has been designed for continuous delivery and discrete dosage of water, watery solutions, solvents, methanol, oil, lubricants, adhesives, inks and paints as well as other high viscosity liquids.

Advantages

- High dosage precision
precision CV < 1% at low volumes
- High differential pressures
achievable even for low viscosity liquids
- Long service life
wear-resistant tungsten carbide
- Broad viscosity range
methanol, water, solvents, adhesives, grease, gel
- Compact dimensions
length 211 mm
- Dynamic precision motor
brushless DC-motor with encoder
- Low pulsation delivery, low shear stress
rotary micro annular gear technology

Applications

- Chemical processing
- Industrial and plant engineering
- Packaging
- Medical and pharmaceutical industry
- Mini plant technology
- Spraying
- Dispensing of adhesives
- Ink and paint dosage
- Vacuum applications

Technical data

Flow rate	0.048 - 288 ml/min
Smallest dosage volume	30µl
Displacement volume	48µl
Differential pressure range	0 – 120 bar (1,740 psi)
Maximum inlet pressure	5 bar (73 psi)
Liquid temperature range	-5 ... +60 °C (-20 ... +150 °C *) +23 ... +140 °F (-4 ... +302 °F *)
Viscosity range	0.3 – 1,000,000mPas
Precision CV	< 1% (Coefficient of variation CV)
Velocity range	1 - 6,000 rpm
Fluid connection	1/8" NPT internal thread, lateral; optional: 1/8" NPT internal thread, frontal
Wetted parts	stainless steel 316L (1.4404, 1.4435), tungsten carbide Ni-based; shaft seal: graphite-reinforced PTFE, 316L; static seals: FPM, optional: EPDM, FFPM
Motor	brushless DC-servomotor, IP 54, winding 36 V DC, output power 201 W, max. continuous torque 192 mNm
Encoder	1000 counts per turn, analog hall sensors
Dimensions (L x W x H)	211 x 84 x 93 mm
Weight	approx. 2,100g
Remarks	* depending on accessories, Customized solutions on request.

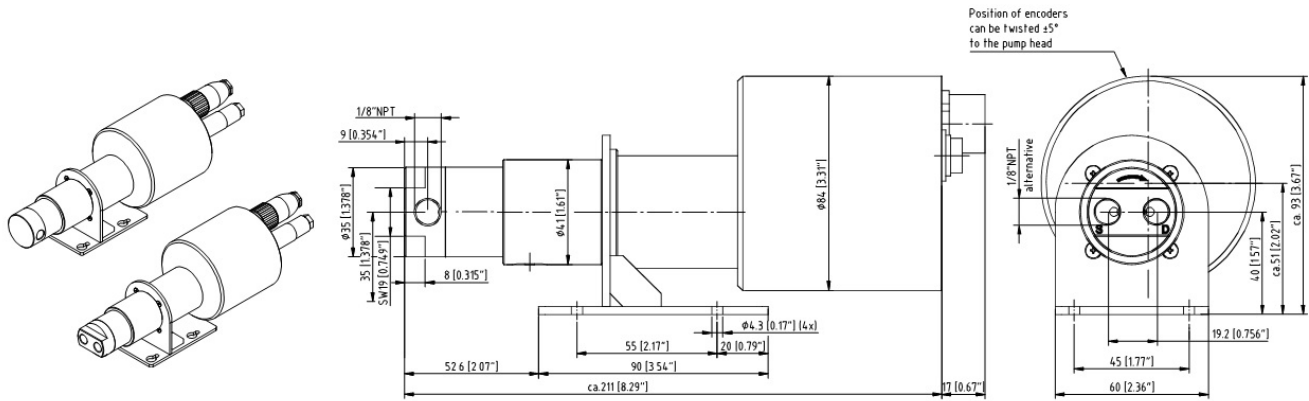
Notice

Even if single parameters are within the indicated performance range of technical data, certain parameter combinations may not be achievable. Single parameters may exceed their indicated performance range under adequate circumstances. For detailed evaluation please contact HNP Mikrosysteme. Actual performance may vary. Specifications are subject to change without notice.

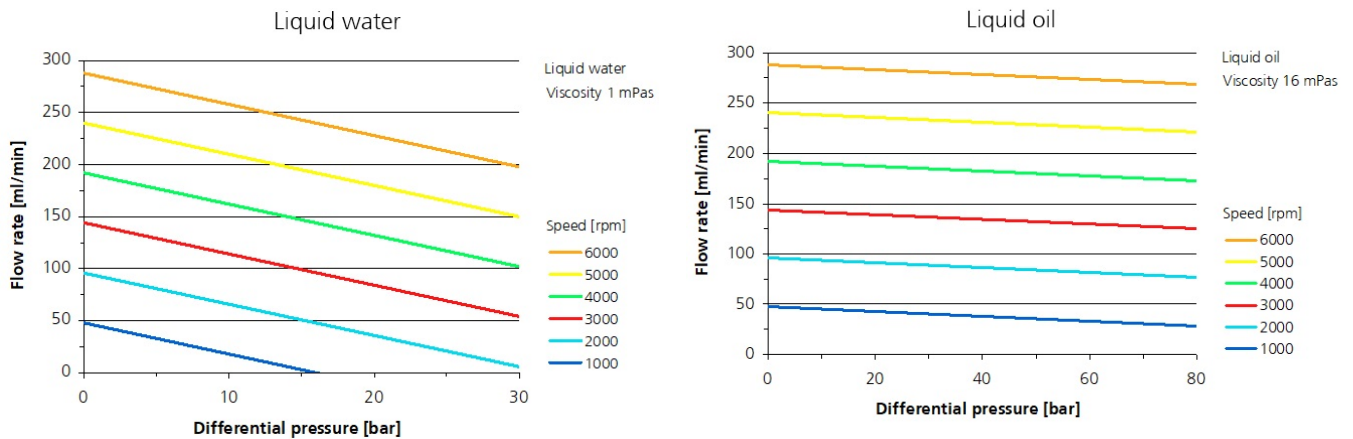
Accessories

- S-BL
- Heat insulation module
- Electrical heating module
- m zr-Touch Control
- Reservoir Plastic
- Double shell heating module

Dimensions



Flow charts



Patents and trademarks

Micro annular gear pumps (and housings) are protected by assigned patents: EP 1 354 135 B1; US 7,698,818 B2; DE 10 2011 001 041 B4; CN 103 348 141 B; US 10,012,220 B2; CN 103 732 921 B; US 9,404,492 B2; US 6,520,757 B1.

HNP[®], mZR[®], MoDoS[®], µ-Clamp[®], µDispense[®], Centifluidic Technologies[®] are registered German trademarks of HNP Mikrosysteme GmbH.

Contact

HNP Mikrosysteme GmbH
Bleicherufer 25
19053 Schwerin
Germany

T +49 385 52190-300
F +49 385 52190-333
info@hnp-mikrosysteme.de

Last update 2019/07