


Product information

mzr-11507 Ex · Ex-versions



Description

The micro annular gear pump mzr-11507 Ex is equipped with tungsten carbide rotors and bearings. Hard construction material and precision manufacturing techniques guarantee excellent dosage precision, high service life and wear resistance for low volume dosage of non-lubricating liquids. Driven by an explosion-proof three-phase AC-motor the pump has a compact design and covers the flow range from 58 ml/min to 1152 ml/min. The mzr-11507 Ex is suitable for continuous delivery of low and high viscosity liquids. It achieves high differential pressures and provides a low pulsation flow. Its robustness and the available accessories make it suitable for challenging applications in chemical and process technology.

Advantages

- Ex-certification ATEX conform with EU Directive 94/9/EG
- High dosage precision precision CV < 1 % at low volumes
- Long service life wear-resistant tungsten carbide
- Broad viscosity range water, solvents, adhesives, grease, gel
- Compact dimensions length 358 mm
- High differential pressures achievable also for low viscosity liquids
- Low pulsation delivery, low shear stress rotary micro annular gear technology

Applications

- Chemical processing
- Industrial and plant engineering
- Packaging
- Medical and pharmaceutical industry
- Mini plant technology
- Spray technology
- Dispensing of adhesives
- Ink and paint dosage
- Vacuum applications

Technical data

Flow rate	58 – 1,152 (29 - 576 *)ml/min
Smallest dosage volume	100µl
Displacement volume	192µl
Differential pressure range	0 – 80 bar (1,160 psi)
Maximum inlet pressure	10 bar (145 psi)
Ambient temperature range	-20 ... +40 °C (-4 ... +104 °F), -55 ... +60 °C * (-67 ... +140 °F) *°C
Liquid temperature range	-5 ... +40 °C (+23 ... 104 °F), -20 ... +120 °C * (-4 ... +248 °F) *
Viscosity range	0.3 - 5,000 (10,000 *) mPas
Ex-certification	CE II 2G c IIC T4 X
Place of installation	Ex-area zone 1, 2
Precision CV	< 1% (Coefficient of variation CV)
Velocity range	300 - 6,000 (150-3,000 *) rpm
Fluid connection	3/8" NPT internal thread, lateral optional 3/8" NPT internal thread, frontal
Wetted parts	stainless steel 316L (1.4435), tungsten carbide Ni-based; shaft seal: graphite-reinforced PTFE, alloy C276 (2.4819); static seals: FPM, optional: EPDM, FFPM
Motor	three-phase AC motor, IEC-Size 063, 2 poles, IP 55, rated voltage 240/400 V, frequency 50 Hz, 250 W
Temperature protection	PTC-resistor, 6 pieces
Dimensions (L x W x H)	358 x 120 x 224 mm
Weight	approx. 22,000 g
Remarks	* with optional modules or alternative motors, Customized solutions on request.

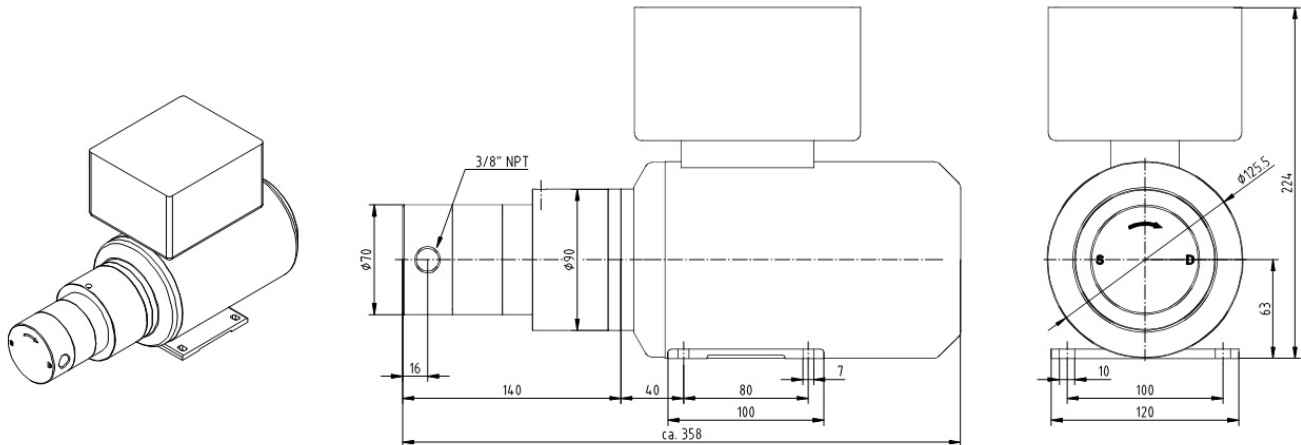
Notice

Even if single parameters are within the indicated performance range of technical data, certain parameter combinations may not be achievable. Single parameters may exceed their indicated performance range under adequate circumstances. For detailed evaluation please contact HNP Mikrosysteme. Actual performance may vary. Specifications are subject to change without notice.

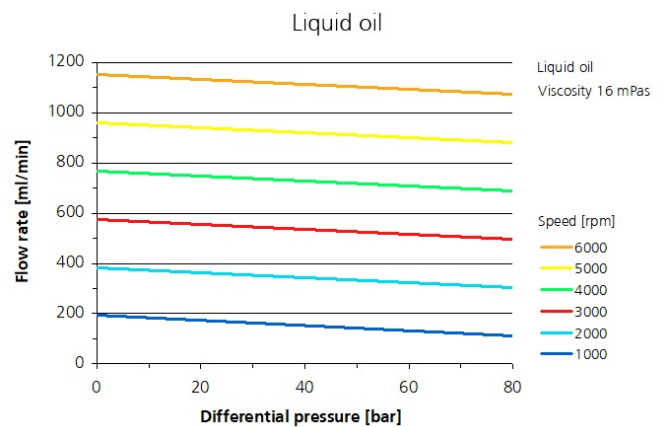
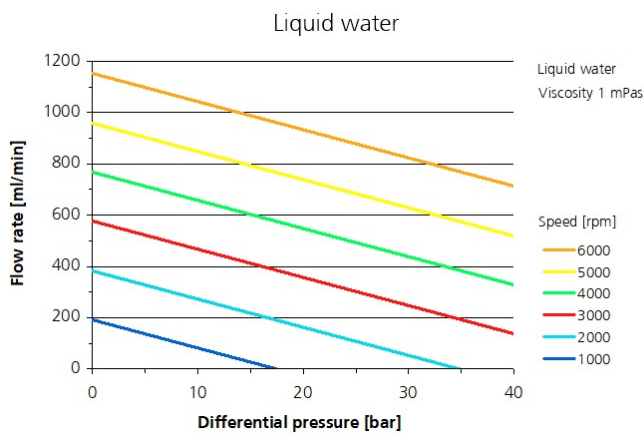
Accessories

- Heat insulation module
- Double shell heating module

Dimensions



Flow charts



Patents and trademarks

Micro annular gear pumps (and housings) are protected by assigned patents: EP 1 354 135 B1; US 7,698,818 B2; DE 10 2011 001 041 B4; CN 103 348 141 B; US 10,012,220 B2; CN 103 732 921 B; US 9,404,492 B2; US 6,520,757 B1.

HNP M[®], mzi[®], MoDoS[®], µ-Clamp[®], µDispense[®], Centifluidic Technologies[®], LiquiDoS[®], smartDoS[®], ColorDoS[®] are registered German trademarks of HNP Mikrosysteme GmbH.

Contact

HNP Mikrosysteme GmbH
Bleicherufer 25
19053 Schwerin
Germany

T +49 385 52190-300
F +49 385 52190-333
info@hnp-mikrosysteme.de

Last update 2019/08